

2022/2023

SCHOOL STATISTICS



Ministry of Education
Republic of Maldives
www.moe.gov.mv





Produced and Published By:
Policy, Planning and Research Division
Ministry of Education
8th Floor, Velaanaage
Ameer Ahmed Magu
Male' 20094, Republic of Maldives
GP Code: 5GH7+75 Male'
Tel: +960 332 3262
E-mail Address: planning@moe.gov.mv
Website: www.moe.gov.mv

School Statistics 2022/2023



Foreword

School statistics are essential for achieving the education sector targets aligned with the Government's commitments. Since 1986, the Ministry of Education has published the School Statistics series, providing policymakers, educational planners, administrators, researchers, and other stakeholders with comprehensive data to support informed decision-making. Reliable statistical information is critical for measuring progress, managing resources, and guiding strategic initiatives, thereby shaping both scientific and societal advancements.

The Ministry of Education is pleased to present *School Statistics 2022/2023*, compiled using data as of November 2022, representing the academic year 2022/2023. This latest edition offers a comprehensive overview of school-based data, enabling government agencies, non-governmental organizations, and private sector partners to plan and implement programmes and projects more effectively in support of the nation's educational development.

The Policy, Planning and Research Division of the Ministry of Education extends its sincere appreciation to all schools for their cooperation in providing the data required for this report. Acknowledgement is also due to the various bodies within the Ministry for their contributions throughout the preparation of this report. The Ministry further expresses its gratitude to the National Bureau of Statistics (NBS) for providing population data.

It is hoped that *School Statistics 2022/2023* will continue to serve as a vital reference, offering significant insights to all stakeholders engaged in the advancement of education in the Maldives.



Table of Contents

Foreword	3
Glossary	6
Nationwide Student Enrollment Overview	7
Nationwide Teacher Workforce Overview	8
Nationwide Schools Overview	9
Student Enrollment Statistics by Gender, Key stage, Sector and Locality	10
Student Enrollment Statistics by Grade, Sector and Gender	11
Schools and Student Enrollment by Sector and Locality	12
Student Enrollment Statistics by Grade and Locality	13
Nationwide Pre-Primary Student Enrollment Statistics by Age	16
Nationwide Primary Student Enrollment Statistics by Age	17
Nationwide Secondary Student Enrollment Statistics by Age	18
Nationwide Higher Secondary Student Enrollment Statistics by Age	19
Gross and Net Enrollment Ratio, and Gender Parity Index	20
Overall Student Enrollment Statistics by Grade in Haa Alif Atoll	21
Overall Student Enrollment Statistics by Grade in Haa Dhaalu Atoll	22
Overall Student Enrollment Statistics by Grade in Shaviyani Atoll	23
Overall Student Enrollment Statistics by Grade in Noonu Atoll	24
Overall Student Enrollment Statistics by Grade in Raa Atoll	25



Table of Contents

Overall Student Enrollment Statistics by Grade in Baa Atoll	26
Overall Student Enrollment Statistics by Grade in Lhaviyani and Kaafu Atoll	27
Overall Student Enrollment Statistics by Grade in Alif Alif Atoll	28
Overall Student Enrollment Statistics by Grade in Alif Dhaalu Atoll	29
Overall Student Enrollment Statistics by Grade in Vaavu and Meemu Atoll	30
Overall Student Enrollment Statistics by Grade in Faafu and Dhaalu Atoll	31
Overall Student Enrollment Statistics by Grade in Thaa Atoll	32
Overall Student Enrollment Statistics by Grade in Laamu Atoll	33
Overall Student Enrollment Statistics by Grade in Gaafu Alif Atoll	34
Overall Student Enrollment Statistics by Grade in Gaafu Dhaalu and Gnaviyani Atoll	35
Overall Student Enrollment Statistics by Grade in Seenu Atoll and Greater Male' Region	36
Schools, Student Enrollment, and Teacher Distribution by Locality	37



Glossary

Pre-Kindergarten (Pre-K) – Includes Baby Nursery (BN) and Nursery (N).

Kindergarten (K) – Commonly referred to as the foundation stage in the Maldives. It includes Lower Kindergarten (LKG) and Upper Kindergarten (UKG).

Key Stage 1 (KS1) – Includes education levels Grades 1 to 3.

Key Stage 2 (KS2) – Includes education levels Grades 4 to 6.

Key Stage 3 (KS3) – Includes education levels Grades 7 to 8.

Key Stage 4 (KS4) – Includes education levels Grades 9 to 10.

Key Stage 5 (KS5) – Includes education levels Grades 11 to 12.

Community School – Schools jointly managed by both the government and the community.

Government School – A school fully funded and operated by the government.

Private School – A fee-charging school operated by private individuals or organizations, registered and regulated by the Ministry of Education in accordance with relevant laws and regulations.

Pre-Primary Education – Educational level covering Lower Kindergarten (LKG) and Upper Kindergarten (UKG).

Primary Education – Educational level covering Grades 1 to 6.

Secondary Education – Educational level covering Grades 7 to 10.

Higher Secondary Education – Educational level covering Grades 11 to 12.

Greater Male' Region - Includes Male', Vilimale', Hulhumale' (Phase 1 and Phase 2)

Net Enrollment Ratio (NER) – Percentage of children within the official age group enrolled in the appropriate school level.

Gross Enrollment Ratio (GER) – Total enrollment at a given level, regardless of age, expressed as a percentage of the population of the corresponding age group.

Gender Parity Index (GPI) – Ratio of female to male enrollment at a specific education level.

Government Education-Mandated Grades – Compulsory education levels in the Maldives from LKG to Grade 10 (Between ages 4-16).



Nationwide Student Enrollment Overview

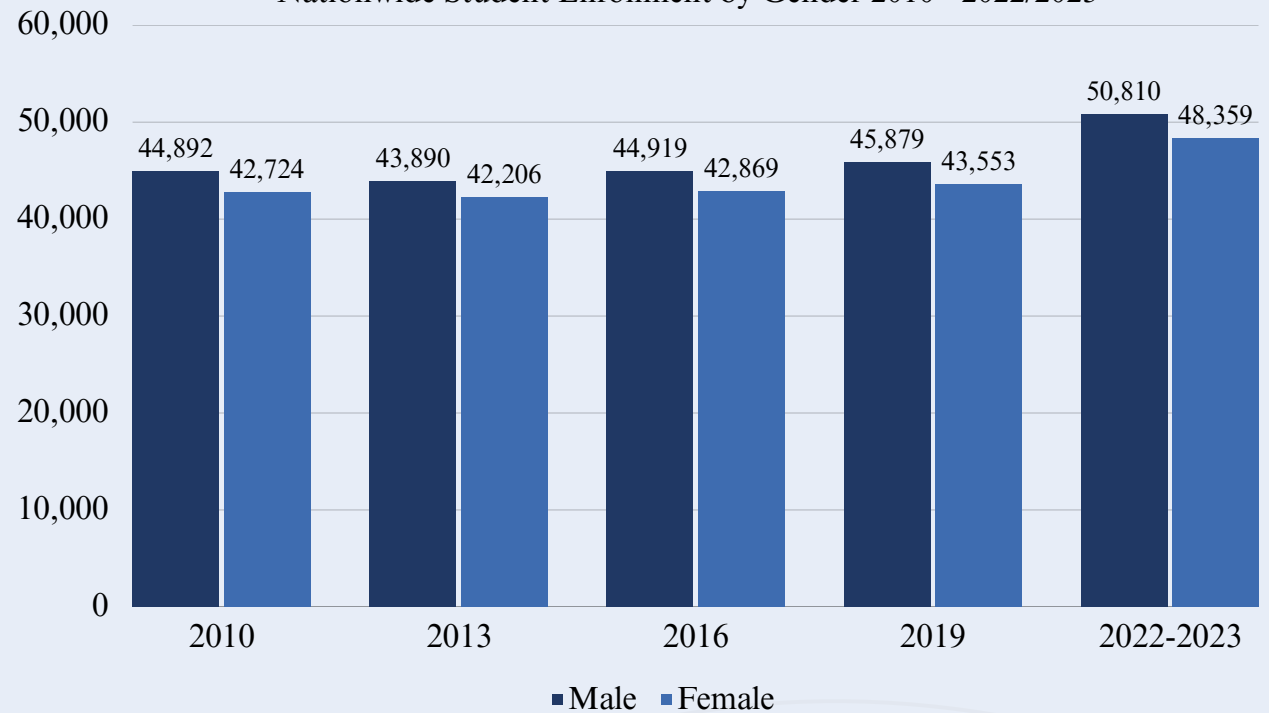


50,810
Male

48,359
Female

99,169
Students

Nationwide Student Enrollment by Gender 2010 - 2022/2023



The chart above illustrates nationwide student enrollment by gender, presenting data at three-year intervals from 2010 to 2022/2023



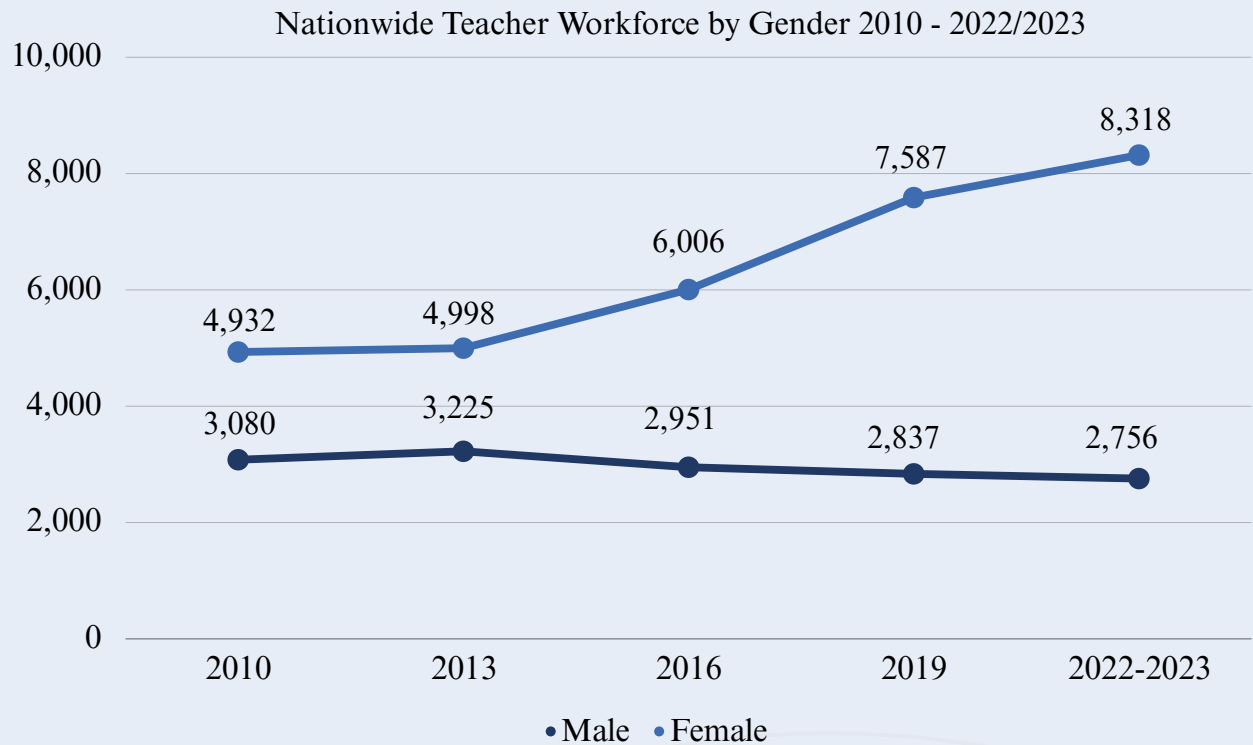
Nationwide Teacher Workforce Overview



2,756
Male

8,318
Female

11,074
Teachers



The chart above illustrates the nationwide teacher workforce by gender, presenting data at three-year intervals from 2010 to 2022/2023



Nationwide Schools Overview

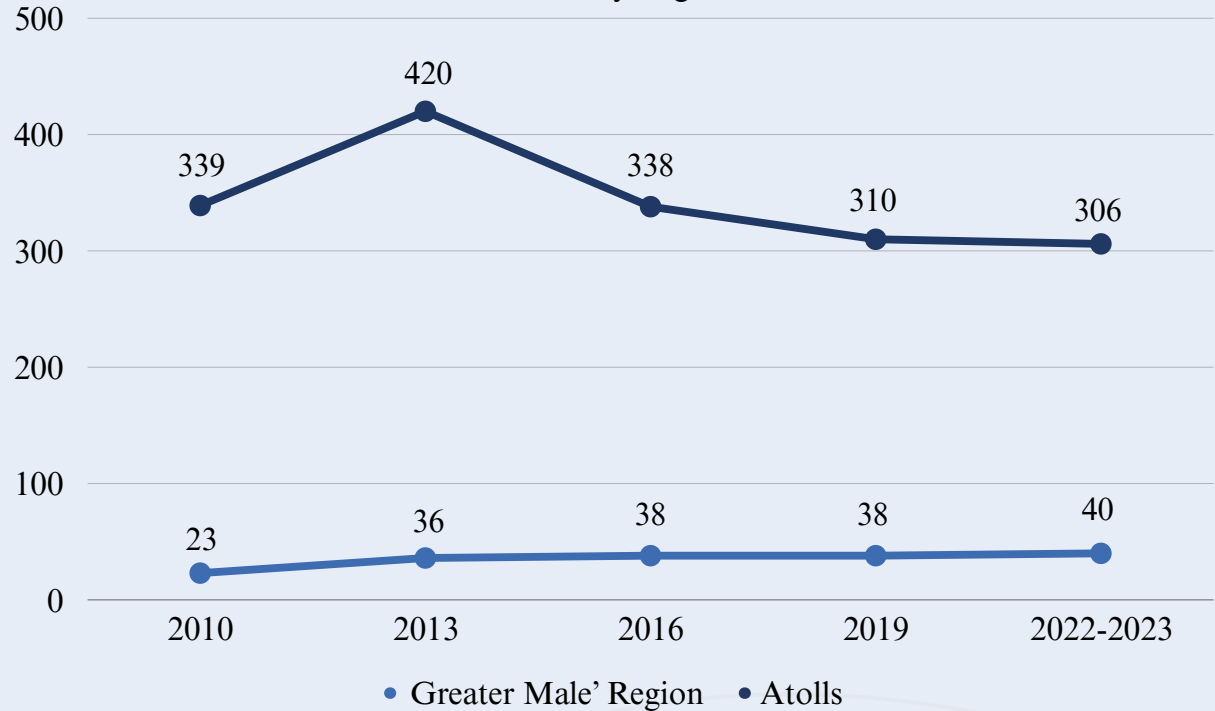


40
Greater
Male'
Region

346
Schools

306
Atolls

Nationwide Schools by Region 2010 - 2022/2023



The chart above illustrates the nationwide schools categorized into Greater Male' Region and other atolls, presenting data at three-year intervals from 2010 to 2022/2023



Student Enrollment Statistics by Gender, Key stage, Sector and Locality

2022/2023

Number of Students by Gender and Key Stage - as of Nov 2022									Number of Students by Gender and Sector - as of Nov 2022				
	Pre-K	K	KS1	KS2	KS3	KS4	KS5	Total		Community	Government	Private	Total
Male	3,883	7,458	11,872	11,859	7,473	6,597	1,668	50,810	Male	2,884	41,777	6,149	50,810
Female	3,696	7,057	11,353	10,721	7,187	6,224	2,121	48,359	Female	2,952	39,525	5,882	48,359
Total	7,579	14,515	23,225	22,580	14,660	12,821	3,789	99,169	Total	5,836	81,302	12,031	99,169

Number of students by Sector and Key Stage - as of Nov 2022									Number of students by Locality and Key stage - as of Nov 2022								
	Pre-k	K	KS1	KS2	KS3	KS4	KS5	Total		Pre-k	K	KS1	KS2	KS3	KS4	KS5	Total
Community	2,585	1,315	338	345	312	372	569	5,836	Atolls	3,064	7,720	11,881	11,295	7,228	6,306	725	48,219
Government	115	9,915	21,728	21,228	13,791	12,033	2,492	81,302	Addu City	317	728	1,323	1,239	854	735	331	5,527
Private	4,879	3,285	1,159	1,007	557	416	728	12,031	Fuvammulah City	207	305	518	574	450	338	133	2,525
									Kulhudhuffushi City	228	421	692	722	441	375	140	3,019
									Greater Male' Region	3,644	5,112	8,443	8,378	5,475	4,872	2,371	38,295
									Thinadhoo City	119	229	368	372	212	195	89	1,584
Total	7,579	14,515	23,225	22,580	14,660	12,821	3,789	99,169	Total	7,579	14,515	23,225	22,580	14,660	12,821	3,789	99,169



Student Enrollment Statistics by Grade, Sector and Gender

2022/2023

Number of Students by Grade, Sector and Gender - as of Nov 2022																		
Sector	Gender	BN	N	LKG	UKG	GR1	GR2	GR3	GR4	GR5	GR6	GR7	GR8	GR9	GR10	GR11	GR12	Total
Government	M	22	43	2,511	2,549	4,154	3,463	3,523	3,719	3,816	3,626	3,554	3,493	3,313	2,905	664	422	41,777
	F	16	34	2,306	2,549	4,057	3,310	3,221	3,362	3,387	3,318	3,433	3,311	3,051	2,764	847	559	39,525
	T	38	77	4,817	5,098	8,211	6,773	6,744	7,081	7,203	6,944	6,987	6,804	6,364	5,669	1,511	981	81,302
Private	M	1,060	1,466	876	801	200	202	173	198	178	155	159	121	128	99	139	194	6,149
	F	1,041	1,312	812	796	237	193	154	178	154	144	155	122	104	85	138	257	5,882
	T	2,101	2,778	1,688	1,597	437	395	327	376	332	299	314	243	232	184	277	451	12,031
Community	M	542	750	335	386	48	56	53	53	58	56	60	86	83	69	138	111	2,884
	F	571	722	265	329	57	50	74	58	61	59	73	93	116	104	201	119	2,952
	T	1,113	1,472	600	715	105	106	127	111	119	115	133	179	199	173	339	230	5,836
Nationwide Total	M	1,624	2,259	3,722	3,736	4,402	3,721	3,749	3,970	4,052	3,837	3,773	3,700	3,524	3,073	941	727	50,810
	F	1,628	2,068	3,383	3,674	4,351	3,553	3,449	3,598	3,602	3,521	3,661	3,526	3,271	2,953	1,186	935	48,359
	T	3,252	4,327	7,105	7,410	8,753	7,274	7,198	7,568	7,654	7,358	7,434	7,226	6,795	6,026	2,127	1,662	99,169



Schools and Student Enrollment by Sector and Locality

2022/2023

Student Enrollment by Sector and Locality as of Nov 2022													
Locality	GOVERNMENT			COMMUNITY			PRIVATE			TOTAL			
	Schools	Male	Female	Schools	Male	Female	Schools	Male	Female	Schools	Male	Female	Total
Greater Male' Region	18	13,088	12,417	3	1,694	1,758	19	4,763	4,575	40	19,545	18,750	38,295
Haa Alifu	14	1,950	1,835	5	54	71	1	44	36	20	2,048	1,942	3,990
Haa Dhaalu	15	3,055	2,874	6	121	118	2	130	131	23	3,306	3,123	6,429
Shaviyani	14	1,901	1,783	6	76	95				20	1,977	1,878	3,855
Noonu	13	1,623	1,579	10	133	147	1	19	13	24	1,775	1,739	3,514
Raa	16	2,299	2,157	3	52	56	4	93	85	23	2,444	2,298	4,742
Baa	13	1,286	1,257	6	104	81	3	29	34	22	1,419	1,372	2,791
Lhaviyani	4	1,009	1,037	1	17	13	1	31	34	6	1,057	1,084	2,141
Kaafu	9	1,582	1,462	3	62	62	1	36	22	13	1,680	1,546	3,226
Alifu Alifu	8	1,023	952	3	41	33	1		2	12	1,064	987	2,051
Alifu Dhaalu	10	1,212	1,107	5	115	100	1	1	1	16	1,328	1,208	2,536
Vaavu	4	212	198	1	3	3				5	215	201	416
Meemu	8	635	605	4	53	63				12	688	668	1,356
Faafu	5	780	687	2	39	31				7	819	718	1,537
Dhaalu	6	819	826	3	28	31				9	847	857	1,704
Thaa	13	1,340	1,289	9	192	168	1	29	22	23	1,561	1,479	3,040
Laamu	13	1,881	1,691	6	62	81	5	123	150	24	2,066	1,922	3,988
Gaafu Alifu	9	1,118	1,022	2	16	13	2	59	47	13	1,193	1,082	2,275
Gaafu Dhaalu	11	1,616	1,445	1	22	28	2	53	67	14	1,691	1,540	3,231
Gnaviyani	4	1,047	1,043				4	222	213	8	1,269	1,256	2,525
Seenu	8	2,301	2,259				4	517	450	12	2,818	2,709	5,527
Atolls Total	197	28,689	27,108	79	1,190	1,194	52	1,386	1,307	306	31,265	29,609	60,874
Nationwide Total	215	41,777	39,525	82	2,884	2,952	71	6,149	5,882	346	50,810	48,359	99,169



Student Enrollment Statistics by Grade and Locality

2022/2023

Number of Students by Grade, Locality and Gender - as of Nov 2022																		
Locality	Gender	BN	N	LKG	UKG	GR1	GR2	GR3	GR4	GR5	GR6	GR7	GR8	GR9	GR10	GR11	GR12	Total
HA	M	40	46	174	174	179	167	172	161	164	149	156	171	148	125	11	11	2,048
	F	40	53	170	168	198	166	144	144	151	153	145	142	122	108	23	15	1,942
	T	80	99	344	342	377	333	316	305	315	302	301	313	270	233	34	26	3,990
HDH	M	116	135	224	221	302	249	254	285	289	268	251	212	217	216	39	28	3,306
	F	131	118	234	219	292	225	250	240	235	238	249	217	200	193	38	44	3,123
	T	247	253	458	440	594	474	504	525	524	506	500	429	417	409	77	72	6,429
SH	M	33	43	160	148	185	151	159	159	178	169	167	137	147	122	12	7	1,977
	F	43	52	117	158	185	141	134	123	154	155	170	150	132	137	17	10	1,878
	T	76	95	277	306	370	292	293	282	332	324	337	287	279	259	29	17	3,855
N	M	72	74	145	148	166	122	133	125	139	144	153	120	123	97	9	5	1,775
	F	77	79	137	129	158	111	123	126	157	130	142	122	110	101	11	26	1,739
	T	149	153	282	277	324	233	256	251	296	274	295	242	233	198	20	31	3,514
R	M	62	83	203	205	233	181	189	192	194	185	198	162	172	157	16	12	2,444
	F	62	79	193	176	239	166	176	172	185	163	193	177	124	143	32	18	2,298
	T	124	162	396	381	472	347	365	364	379	348	391	339	296	300	48	30	4,742
B	M	58	75	115	117	103	94	97	106	121	115	110	91	96	94	14	13	1,419
	F	56	59	90	124	106	111	112	100	94	102	124	91	94	73	23	13	1,372
	T	114	134	205	241	209	205	209	206	215	217	234	182	190	167	37	26	2,791
LH	M	9	31	106	75	113	73	99	87	82	71	90	73	62	72	9	5	1,057
	F	6	28	98	83	108	90	92	92	84	84	85	74	74	59	15	12	1,084
	T	15	59	204	158	221	163	191	179	166	155	175	147	136	131	24	17	2,141



Student Enrollment Statistics by Grade and Locality

2022/2023

Number of Students by Grade, Locality and Gender - as of Nov 2022																		
Locality	Gender	BN	N	LKG	UKG	GR1	GR2	GR3	GR4	GR5	GR6	GR7	GR8	GR9	GR10	GR11	GR12	Total
K	M	40	58	133	122	176	142	128	136	149	125	120	133	107	111			1,680
	F	38	46	133	139	172	117	123	134	135	114	95	118	84	98			1,546
	T	78	104	266	261	348	259	251	270	284	239	215	251	191	209			3,226
AA	M	25	16	80	79	88	85	84	104	82	76	96	85	88	54	15	7	1,064
	F	14	21	87	101	83	75	68	78	79	79	70	77	70	61	9	15	987
	T	39	37	167	180	171	160	152	182	161	155	166	162	158	115	24	22	2,051
ADH	M	46	70	89	116	132	104	99	110	111	110	91	105	80	64	1		1,328
	F	40	61	84	103	131	113	77	103	90	93	91	73	74	64	11		1,208
	T	86	131	173	219	263	217	176	213	201	203	182	178	154	128	12		2,536
V	M	3		17	19	15	19	25	18	16	11	15	23	14	12	5	3	215
	F	2	1	9	23	22	18	11	13	24	19	10	19	11	10	6	3	201
	T	5	1	26	42	37	37	36	31	40	30	25	42	25	22	11	6	416
M	M	21	32	54	47	70	46	54	49	51	57	47	59	42	41	7	11	688
	F	28	35	48	29	53	50	57	46	44	53	58	45	48	53	13	8	668
	T	49	67	102	76	123	96	111	95	95	110	105	104	90	94	20	19	1,356
F	M	17	22	70	63	79	73	71	63	64	51	60	56	50	62	12	6	819
	F	13	18	62	57	75	55	56	62	51	52	50	51	46	49	12	9	718
	T	30	40	132	120	154	128	127	125	115	103	110	107	96	111	24	15	1,537
Dh	M	13	15	81	67	86	58	50	84	68	60	82	60	61	55	4	3	847
	F	18	13	63	59	73	71	59	71	74	70	77	57	59	64	22	7	857
	T	31	28	144	126	159	129	109	155	142	130	159	117	120	119	26	10	1,704



Student Enrollment Statistics by Grade and Locality

2022/2023

Number of Students by Grade, Locality and Gender - as of Nov 2022																		
Locality	Gender	BN	N	LKG	UKG	GR1	GR2	GR3	GR4	GR5	GR6	GR7	GR8	GR9	GR10	GR11	GR12	Total
Th	M	56	99	149	136	127	105	109	109	117	137	107	95	111	89	12	3	1,561
	F	48	83	133	152	118	108	102	101	101	117	103	102	112	80	14	5	1,479
	T	104	182	282	288	245	213	211	210	218	254	210	197	223	169	26	8	3,040
L	M	84	101	148	153	175	160	162	150	155	149	138	151	173	130	30	7	2,066
	F	118	113	125	154	165	139	136	142	130	123	123	151	137	126	32	8	1,922
	T	202	214	273	307	340	299	298	292	285	272	261	302	310	256	62	15	3,988
GA	M	21	42	85	108	98	91	95	94	86	94	77	90	92	85	27	8	1,193
	F	11	30	93	90	101	84	66	95	85	82	67	89	77	74	26	12	1,082
	T	32	72	178	198	199	175	161	189	171	176	144	179	169	159	53	20	2,275
GD	M	16	32	130	117	161	137	132	146	168	122	121	133	121	114	19	22	1,691
	F	26	45	112	140	160	116	103	101	120	121	113	126	110	95	23	29	1,540
	T	42	77	242	257	321	253	235	247	288	243	234	259	231	209	42	51	3,231
Gn	M	40	65	53	93	86	84	95	101	104	103	126	107	86	71	37	18	1,269
	F	46	56	73	86	97	70	86	104	82	80	110	107	96	85	54	24	1,256
	T	86	121	126	179	183	154	181	205	186	183	236	214	182	156	91	42	2,525
Sn	M	63	109	202	172	243	207	215	233	201	238	206	211	195	183	74	66	2,818
	F	48	97	178	176	239	218	201	203	178	186	208	229	187	170	98	93	2,709
	T	111	206	380	348	482	425	416	436	379	424	414	440	382	353	172	159	5,527
Greater Male' Region	M	789	1,111	1,304	1,356	1,585	1,373	1,327	1,458	1,513	1,403	1,362	1,426	1,339	1,119	588	492	19,545
	F	763	981	1,144	1,308	1,576	1,309	1,273	1,348	1,349	1,307	1,378	1,309	1,304	1,110	707	584	18,750
	T	1,552	2,092	2,448	2,664	3,161	2,682	2,600	2,806	2,862	2,710	2,740	2,735	2,643	2,229	1,295	1,076	38,295
Nationwide Total		3,252	4,327	7,105	7,410	8,753	7,274	7,198	7,568	7,654	7,358	7,434	7,226	6,795	6,026	2,127	1,662	99,169



Nationwide Pre-Primary Student Enrollment Statistics by Age

2022/2023

Number of Students by Grade, Age and Gender - as of Nov 2022																		
Age	Pre- Kindergarten									Pre - Primary								
	Baby Nursery			Nursery			Pre-K Total			LKG			UKG			Kindergarten Total		
	M	F	Total	M	F	Total	M	F	Total	M	F	Total	M	F	Total	M	F	Total
<3	642	620	1,262	3	1	4	645	621	1,266									
3	982	1,008	1,990	1,057	983	2,040	2,039	1,991	4,030	2	3	5				2	3	5
4				1,199	1,084	2,283	1,199	1,084	2,283	1,307	1,212	2,519	5	3	8	1,312	1,215	2,527
5										2,413	2,168	4,581	1,090	1,119	2,209	3,503	3,287	6,790
6													2,641	2,552	5,193	2,641	2,552	5,193
7																		
Total	1,624	1,628	3,252	2,259	2,068	4,327	3,883	3,696	7,579	3,722	3,383	7,105	3,736	3,674	7,410	7,458	7,057	14,515



Nationwide Primary Student Enrollment Statistics by Age

2022/2023

Number of Students by Grade, Age and Gender - as of Nov 2022

Primary																								
Age	Grade 1			Grade 2			Grade 3			Key Stage 1 Total			Grade 4			Grade 5			Grade 6			Key Stage 2 Total		
	M	F	Total	M	F	Total	M	F	Total	M	F	T	M	F	Total	M	F	Total	M	F	Total	M	F	T
4																								
5	1	3	4							1	3	4												
6	697	751	1,448	2		2				699	751	1,450												
7	3,437	3,391	6,828	54	69	123	4	3	7	3,495	3,463	6,958												
8	267	206	473	3,304	3,168	6,472	32	43	75	3,603	3,417	7,020	1	3	4							1	3	4
9				361	316	677	3,336	3,102	6,438	3,697	3,418	7,115	39	48	87	2	3	5				41	51	92
10							377	301	678	377	301	678	3,478	3,206	6,684	35	39	74				3,513	3,245	6,758
11													452	341	793	3,529	3,197	6,726	34	42	76	4,015	3,580	7,595
12																486	363	849	3,259	3,076	6,335	3,745	3,439	7,184
13																			544	403	947	544	403	947
14																								
15																								
16																								
17																								
18																								
> 18																								
Total	4,402	4,351	8,753	3,721	3,553	7,274	3,749	3,449	7,198	11,872	11,353	23,225	3,970	3,598	7,568	4,052	3,602	7,654	3,837	3,521	7,358	11,859	10,721	22,580



Nationwide Secondary Student Enrollment Statistics by Age

2022/2023

Number of Students by Grade, Age and Gender - as of Nov 2022

Secondary																		
Age	Grade 7			Grade 8			Key Stage 3 Total			Grade 9			Grade 10			Key Stage 4 Total		
	M	F	Total	M	F	Total	M	F	T	M	F	Total	M	F	Total	M	F	T
<10																		
10																		
11																		
12	47	51	98	1	4	5	48	55	103									
13	3,231	3,222	6,453	54	61	115	3,285	3,283	6,568		1	1					1	1
14	495	388	883	3,230	3,119	6,349	3,725	3,507	7,232	46	52	98	2	1	3	48	53	101
15				415	342	757	415	342	757	2,997	2,870	5,867	29	51	80	3,026	2,921	5,947
16										461	335	796	2,555	2,519	5,074	3,016	2,854	5,870
17										20	13	33	444	353	797	464	366	830
18													43	29	72	43	29	72
19																		
20																		
21																		
22																		
23																		
>23																		
Total	3,773	3,661	7,434	3,700	3,526	7,226	7,473	7,187	14,660	3,524	3,271	6,795	3,073	2,953	6,026	6,597	6,224	12,821



Nationwide Higher Secondary Student Enrollment Statistics by Age

2022/2023

Number of Students by Grade, Age and Gender - as of Nov 2022									
Higher Secondary									
Age	Grade 11			Grade 12			Key Stage 5 Total		
	M	F	Total	M	F	Total	M	F	T
<10									
10									
11									
12									
13									
14									
15		1	1					1	1
16	25	23	48	2		2	27	23	50
17	793	1,026	1,819	20	28	48	813	1,054	1,867
18	123	136	259	580	754	1,334	703	890	1,593
19				112	149	261	112	149	261
20				13	4	17	13	4	17
21									
22									
23									
>23									
Total	941	1,186	2,127	727	935	1,662	1,668	2,121	3,789

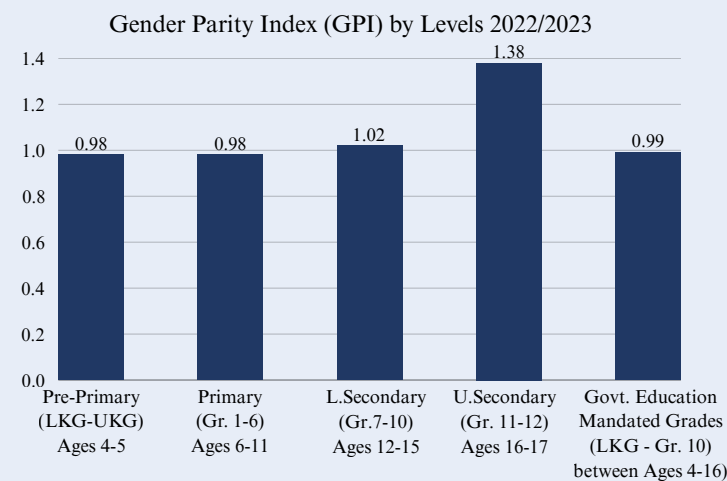
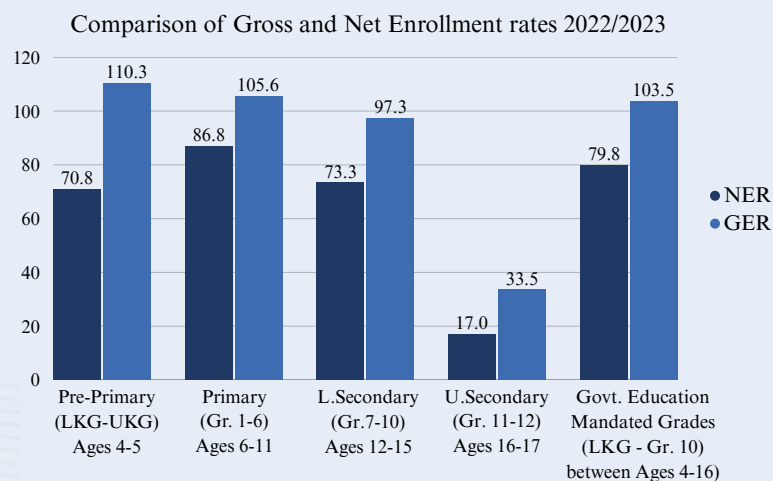


Gross and Net Enrollment Ratios, and Gender Parity Index

2022/2023

GER, NER and GPI for Phases Pre-Primary - Upper Secondary - as of Nov 2022																
Level /Age Group	Maldivian Population			Enrolment (Official age)			Enrolment (Total)			Net Enrolment Ratio			Gross Enrolment Ratio			Gender Parity Index
	Male	Female	Total	Male	Female	Total	Male	Female	Total	Male	Female	Total	Male	Female	Total	
Pre-Primary (LKG-UKG) Ages 4-5	6,702	6,462	13,164	4,815	4,502	9,317	7,458	7,057	14,515	71.8	69.7	70.8	111.3	109.2	110.3	0.98
Primary (Grades 1 - 6) Ages 6-11	22,296	21,094	43,390	19,441	18,229	37,670	23,731	22,074	45,805	87.2	86.4	86.8	106.4	104.6	105.6	0.98
Secondary Level (Grades 7 -10) Ages 12-15	14,606	13,639	28,245	10,547	10,162	20,709	14,070	13,411	27,481	72.2	74.5	73.3	96.3	98.3	97.3	1.02
Higher Secondary (Grades 11-12) Ages 16-17	5,872	5,428	11,300	840	1,077	1,917	1,668	2,121	3,789	14.3	19.8	17.0	28.4	39.1	33.5	1.38
Govt. Education Mandated Grades (LKG-10) Between Ages 4-16	43,604	41,195	84,799	34,803	32,893	67,696	45,259	42,542	87,801	79.8	79.8	79.8	103.8	103.3	103.5	0.99

Note: Population data are based on the 2022 Maldives Population and Housing Census. Both population and student enrollment figures in the table exclude foreign nationals and Maldivian emigrants. According to UNESCO Institute for Statistics (UIS), a Gender Parity Index (GPI) between 0.97 and 1.03 indicates gender parity. The overall GPI of 0.99 for the government-mandated grades (LKG-10) therefore reflects gender parity in enrolment.





Overall Student Enrollment Statistics by Grade in Haa Alif Atoll

2022/2023

Enrollment in Haa Alif Atoll Islands - as of Nov 2022																																					
Island	Pre K				Kindergarten				Key Stage 1						Key Stage 2						Key Stage 3				Key Stage 4				Key Stage 5				Sub Total		Percentage		
	BN		N		LKG		UKG		GR1		GR2		GR3		GR4		GR5		GR6		GR7		GR8		GR9		GR10		GR11		GR12						
	M	F	M	F	M	F	M	F	M	F	M	F	M	F	M	F	M	F	M	F	M	F	M	F	M	F	M	F	M	F	M	F	M	F	M	F	
Baarah	7	11	9	16	12	20	13	11	16	15	9	12	17	12	15	7	10	19	13	11	8	9	16	6	14	10	15	8					174	167	51.00	49.00	
Dhidhdhoo					42	51	47	47	35	42	48	45	41	41	46	38	42	33	33	43	50	35	47	33	43	34	18	32	6	10	6	7	504	491	50.70	49.30	
Filladhoo					8	6	3	8	5	3	3	6	7	5	7	6	6	5	5	6	4	5	4	6	6	2	3	7					61	65	48.40	51.60	
Hoarafushi					22	17	19	20	24	21	18	12	22	16	18	16	23	13	12	21	15	21	19	22	13	13	17	15					222	207	51.70	48.30	
Ihavandhoo	18	14	26	22	37	32	39	24	42	45	33	39	41	28	32	32	28	32	33	28	33	34	45	28	29	29	30	27	5	13	5	8	476	435	52.30	47.70	
Kelaa					13	11	12	7	12	15	12	13	5	10	7	11	12	10	15	8	7	11	11	10	12	6	14	6					132	118	52.80	47.20	
Maarandhoo					9	1	6	12	10	14	12	6	11	6	9	9	12	5	10	3	6	7	7	5	7	10	12	3					111	81	57.80	42.20	
Mulhadhoo	2	2	2	3	7	1	3		4	2	1	1	3				3	5	1	1	5	1	2	2	3	3	1	1					37	22	62.70	37.30	
Muraidhoo	6	6	5	3	5	5	6	3	7	15	6	14	8	4	8	9	9	7	10	7	12	8	5	2	5	4	3	2					95	89	51.60	48.40	
Thakandhoo	3	5		3	4	3	3		2	3	3		4	2		1		1		2				1										20	20	50.00	50.00
Thuraakunu					5	4		7	5	5	2	1	2	3	9	3	5	4	5	3	4		4	10	1	2	1	2					43	44	49.40	50.60	
Uligamu					2	2	5	4	6	3	5	4	6	1	4	2	4	4	2	3	4	4	4	2	2	1								30	44	40.50	59.50
Utheemu					3	8	3	6	10	10	9	11	4	4	7	3	7	11	8	10	7	4	1	11	6	5	8	2					73	85	46.20	53.80	
Vashafaru	4	2	4	6	7	9	18	18	3	2	8	1	3	7	2	5	5	2		8	2	6	6	3	6	2	2	3					70	74	48.60	51.40	
Atoll Total	40	40	46	53	174	170	174	168	179	198	167	166	172	144	161	144	164	151	149	153	156	145	171	142	148	122	125	108	11	23	11	15	2,048	1,942	51.30	48.70	



Student Enrollment Statistics by Grade in Haa Dhaalu Atoll

2022/2023

Enrollment in Haa Dhaalu Atoll Islands - as of Nov 2022																																				
Island	Pre K				Kindergarten				Key Stage 1						Key Stage 2						Key Stage 3				Key Stage 4				Key Stage 5				Sub Total		Percentage	
	BN		N		LKG		UKG		GR1		GR2		GR3		GR4		GR5		GR6		GR7		GR8		GR9		GR10		GR11		GR12					
	M	F	M	F	M	F	M	F	M	F	M	F	M	F	M	F	M	F	M	F	M	F	M	F	M	F	M	F	M	F	M	F	M	F	M	F
Finney					2	1	5	6	3	10	3	5	5	4	7	2	4	3	3	5	3	7	1	5	2	2	4	2					42	52	44.70	55.30
Hanimaadhoo	20	26	16	11	19	15	21	13	26	26	17	17	30	24	24	20	21	27	28	18	22	19	14	11	25	14	20	19					303	260	53.80	46.20
Hirimaradhoo					2	4	5	2	5	3	6		2	1	2	1	2			1	1	3	2	1	2	2	1	1					30	19	61.20	38.80
Kulhudhuffushi	47	59	63	59	104	106	102	109	143	105	100	107	116	121	135	109	129	101	134	114	123	113	102	103	97	93	92	93	36	32	28	44	1,551	1,468	51.40	48.60
Kumundhoo	10	6	10	7	11	11	7	7	14	10	11	11	13	3	6	11	8	12	12	12	10	10	15	13	11	4	10	9					148	126	54.00	46.00
Kurinbi	1	1	1	5	3	10	8	6	4	9	7	6	6	5	2	7	6	6	9	5	7	6	5	6	3	5	5	4					67	81	45.30	54.70
Makunudhoo	6	6	5	3	17	21	17	13	27	31	16	12	14	15	19	15	16	17	14	13	14	12	15	12	11	16	15	10					206	196	51.20	48.80
Naivaadhoo					5	5	4	5	6	9	6	6	8	11	9	9	7	1	4	7	7	2	2	1	4	4	4	1					66	61	52.00	48.00
Nellaidhoo	12	8	6	10	12	12	9	13	13	13	12	11	7	12	17	10	16	12	16	13	11	19	11	14	12	9	13	11	3	6			170	173	49.60	50.40
Neykurendhoo	4	5	10	3	3	5	7	4	8	7	12	5	5	9	7	7	11	7	6	3	11	7	3	5	5	9	5	3					97	79	55.10	44.90
Nolhivaram	16	20	24	20	28	25	12	22	26	35	31	23	31	19	35	31	33	29	22	30	24	27	22	26	27	24	24	21					355	352	50.20	49.80
Nolhivaranfaru					15	11	17	13	21	21	21	9	11	20	12	9	21	13	13	8	11	16	11	10	9	12	11	11					173	153	53.10	46.90
Vaikaradhoo					3	8	7	6	6	13	7	13	6	6	10	9	15	7	7	9	7	8	9	10	9	6	12	8					98	103	48.80	51.20
Atoll Total	116	131	135	118	224	234	221	219	302	292	249	225	254	250	285	240	289	235	268	238	251	249	212	217	217	200	216	193	39	38	28	44	3,306	3,123	51.40	48.60



Student Enrollment Statistics by Grade in Shaviyani Atoll

2022/2023

Enrollment in Shaviyani Atoll Islands - as of Nov 2022																																					
Island	Pre K				Kindergarten				Key Stage 1						Key Stage 2						Key Stage 3				Key Stage 4				Key Stage 5				Sub Total		Percentage		
	BN		N		LKG		UKG		GR1		GR2		GR3		GR4		GR5		GR6		GR7		GR8		GR9		GR10		GR11		GR12		M	F	M	F	
	M	F	M	F	M	F	M	F	M	F	M	F	M	F	M	F	M	F	M	F	M	F	M	F	M	F	M	F	M	F	M	F	M	F	M	F	M
Bileffahi	4	4	3	3	6	5	8	3	6	10	7	9	9	7	9	7	3	6	11	1	9	5	8	5	3	3	5	3					91	71	56.20	43.80	
Feevah					7	5	10	6	13	12	4	9	6	7	9	10	10	6	7	10	7	8	4	8	2	6	5	7					84	94	47.20	52.80	
Feydhoo	6	5	8	7	9	8	4	17	10	14	6	11	12	7	8	9	11	7	11	10	8	14	9	9	9	10	7					121	134	47.50	52.50		
Foakaidhoo					19	15	20	16	14	19	23	22	18	20	18	15	21	18	17	25	19	12	16	19	17	24	16	14	4	8			222	227	49.40	50.60	
Funadhoo	8	5	15	15	22	16	20	32	27	29	25	14	26	25	23	19	33	24	20	26	24	37	18	26	29	14	14	25	7	5	3	7	314	319	49.60	50.40	
Goidhoo					9	5	2	7	4	7	6	4	3	5	8	6	9	4	7	7	6	5	5	6	4	2	3	3					66	61	52.00	48.00	
Kanditheemu	6	19	8	18	9	13	12	14	30	20	13	12	16	10	12	10	11	24	14	16	9	9	14	16	13	19	13	18					180	218	45.20	54.80	
Komandoo					7	8	9	11	13	8	8	12	10	9	12	6	6	8	12	6	12	5	13	13	12	13	8	9					122	108	53.00	47.00	
Lhaimagu					4	2	4	9	9	12	9	8	6	8	5	1	7	7	11	9	9	8	9	3	6	5	5	10					84	82	50.60	49.40	
Maaungoodhoo	8	8	9	9	12	8	11	6	18	16	10	3	12	5	10	14	11	12	13	9	8	20	6	7	9	8	4	11					141	136	50.90	49.10	
Maroshi	1	2			5	7	6	2	6	3	5	4	3	3	7	5	2	4	3	5	5	2	5	9	3	7	6	4					57	57	50.00	50.00	
Milandhoo					36	18	27	25	24	28	26	24	25	20	29	16	37	23	35	24	39	35	18	25	26	17	22	18	1	4	4	3	349	280	55.50	44.50	
Narudhoo					5	4	11	7	7	5	3	5	8	3	5	2	11	8	5	6	8	6	8	1	10	3	10	5					91	55	62.30	37.70	
Noomaraa					10	3	4	3	4	2	6	4	5	5	4	3	6	3	3	1	4	4	4	3	4	2	1	3					55	36	60.40	39.60	
Atoll Total	33	43	43	52	160	117	148	158	185	185	151	141	159	134	159	123	178	154	169	155	167	170	137	150	147	132	122	137	12	17	7	10	1,977	1,878	51.30	48.70	



Student Enrollment Statistics by Grade in Noonu Atoll

2022/2023

Enrollment in Noonu Atoll Islands - as of Nov 2022																																				
Island	Pre K				Kindergarten				Key Stage 1						Key Stage 2						Key Stage 3				Key Stage 4				Key Stage 5				Sub Total		Percentage	
	BN		N		LKG		UKG		GR1		GR2		GR3		GR4		GR5		GR6		GR7		GR8		GR9		GR10		GR11		GR12					
	M	F	M	F	M	F	M	F	M	F	M	F	M	F	M	F	M	F	M	F	M	F	M	F	M	F	M	F	M	F	M	F	M	F	M	F
Fodhdhoo	2	5	5	2	10	2	2	6	8			1	1	4	5	1	2	2	4	4	2	1	4	1	5		3	3					53	32	62.40	37.60
Henbadhoo	5	8	6	3	14	4	10	4	9	9	6	5	2	11	5	5	8	13	15	7	8	9	2	5	6	7	4	3					100	93	51.80	48.20
Holhudhoo	2	7	10	9	12	18	9	12	20	15	10	12	16	15	12	18	12	20	21	17	12	18	12	15	14	17	16	14	2	1	2	14	182	222	45.00	55.00
Kendhikulhudhoo	18	14	18	18	21	17	26	28	20	12	24	20	16	12	16	14	25	12	20	12	13	23	15	15	12	9	19	17	7	10	3	12	273	245	52.70	47.30
Kudafaree					8	8	5	7	9	11	7	5	5	8	11	7	2	7	7	6	9	9	11	5	9	6	6	6					89	85	51.10	48.90
Landhoo	7	12	1	13	11	6	7	4	9	14	9	7	10	11	9	11	15	12	5	14	7	8	10	6	6	6	4	7					110	131	45.60	54.40
Lhohee	7	8	9	8	10	4	6	7	9	12	11	12	8	4	6	5	14	12	3	6	8	5	6	10	2	7	3	4					102	104	49.50	50.50
Maafaru	11	5	7	3	8	7	10	15	14	17	9	5	14	8	7	7	8	11	8	7	11	7	5	9	8	10	3	7					123	118	51.00	49.00
Maalhendhoo	4	2	6	11	8	8	9	4	11	15	3	8	9	10	9	12	6	9	9	4	8	8	8	9	9	6	4	5					103	111	48.10	51.90
Magoodhoo	3	4		4	4	3	7	4	7	3	3	6	7	2	1	4		5	2	1	8	3	4	1	6	3							52	43	54.70	45.30
Manadhoo	13	12	12	8	14	23	17	10	18	19	13	14	18	15	17	13	23	18	19	23	20	23	15	22	20	11	11	11					230	222	50.90	49.10
Miladhoo					14	15	14	7	10	13	9	5	8	11	11	6	6	19	8	9	17	11	12	11	13	17	7	8					129	132	49.40	50.60
Velidhoo					11	22	26	21	22	18	18	11	19	12	16	23	18	17	23	20	30	17	16	13	13	11	17	16					229	201	53.30	46.70
Atoll Total	72	77	74	79	145	137	148	129	166	158	122	111	133	123	125	126	139	157	144	130	153	142	120	122	123	110	97	101	9	11	5	26	1,775	1,739	50.51	49.49



Student Enrollment Statistics by Grade in Raa Atoll

2022/2023

Enrollment in Raa Atoll Islands - as of Nov 2022

Island	Pre K				Kindergarten				Key Stage 1				Key Stage 2				Key Stage 3				Key Stage 4				Key Stage 5				Sub Total		Percentage					
	BN		N		LKG		UKG		GR1		GR2		GR3		GR4		GR5		GR6		GR7		GR8		GR9		GR10						GR11		GR12	
	M	F	M	F	M	F	M	F	M	F	M	F	M	F	M	F	M	F	M	F	M	F	M	F	M	F	M	F	M	F	M	F	M	F		
Alifushi					12	17	16	12	18	21	20	15	29	13	25	18	15	17	19	11	25	18	24	24	20	10	13	13		5	2	1	238	195	55.00	45.00
Angolhitheemu					6	4	2	4	2	9	7	2	1	4	8	5	3	8	4	3	8	3	2	4	2	1	5	1					50	48	51.00	49.00
Dhuvaafaru					38	36	50	34	47	40	35	39	45	37	26	28	42	30	39	33	42	40	31	35	37	25	37	22					469	399	54.00	46.00
Fainu					6	5	6	2	9	3	4	2	5	3	6	2	6	5	8	5	3	3	4	2	4	2	6	4					67	38	63.80	36.20
Hulhudhuffaaruu	8	3	11	9	10	12	20	15	13	10	10	12	16	19	16	12	10	17	12	14	21	15	22	17	12	6	11	14	11	12	6	6	209	193	52.00	48.00
Inguraidhoo					13	18	16	18	25	20	17	13	14	16	17	12	19	12	14	10	8	16	10	11	12	8	10	15					175	169	50.90	49.10
Innamaadhoo	5	8	8	4	5	5	4	9	4	8	3	2	6	7	4	4	9	8	5	7	5	4	8	6	6	2	3	5					75	79	48.70	51.30
Kinolhas					7	7	7	4	10	6	8	9	7	6	5	7	8	7	6	6	9	10	4	6	4	5	7	7					82	80	50.60	49.40
Maakurathu	2	5	7	5	17	8	10	13	8	16	8	13	9	13	13	7	17	11	5	12	7	13	6	7	11	6	9	5					129	134	49.00	51.00
Maduvvaree	6	22	19	22	25	21	30	26	24	21	18	17	14	15	23	11	18	19	15	15	16	13	12	15	6	10	8	14					234	241	49.30	50.70
Meedhoo	17	17	18	17	26	28	11	10	24	31	15	15	18	16	20	23	15	20	23	14	17	26	13	18	25	15	19	19	5	15	4	11	270	295	47.80	52.20
Rasgetheemu					8	3	3	3	8	11	3	4	4	4	2	8	3	7	1	6	6	8	4	3	4	5	4	4					50	66	43.10	56.90
Rasmaadhoo	4	7	4	5	6	8	8	4	11	9	4	5		4	2	6	3	4	12	6	9	3	4	4	9	9	3	2					79	76	51.00	49.00
Ungoofaaruu	20		16	17	18	16	19	19	23	28	23	16	14	16	21	27	19	16	18	16	15	16	16	22	16	17	20	12					258	238	52.00	48.00
Vaadhoo-1					6	5	3	3	7	6	6	2	7	3	4	2	7	4	4	5	7	5	2	3	4	3	2	6					59	47	55.70	44.30
Atoll Total	62	62	83	79	203	193	205	176	233	239	181	166	189	176	192	172	194	185	185	163	198	193	162	177	172	124	157	143	16	32	12	18	2,444	2,298	51.50	48.50



Student Enrollment Statistics by Grade in Baa Atoll

2022/2023

Enrollment in Baa Atoll Islands - as of Nov 2022																																					
Island	Pre K				Kindergarten				Key Stage 1						Key Stage 2						Key Stage 3				Key Stage 4				Key Stage 5				Sub Total		Percentage		
	BN		N		LKG		UKG		GR1		GR2		GR3		GR4		GR5		GR6		GR7		GR8		GR9		GR10		GR11		GR12						
	M	F	M	F	M	F	M	F	M	F	M	F	M	F	M	F	M	F	M	F	M	F	M	F	M	F	M	F	M	F	M	F	M	F	M	F	M
Dharavandhoo					10	13	7	11	6	12	13	11	7	10	10	8	12	6	13	8	7	4	10	11	9	4	6	6			2		112	104	51.90	48.10	
Dhonfanu					4	3	3	4	2	3	3	8	3	5	2	3	4		5	5	4	8	1	4	4	7	5	4					40	54	42.60	57.40	
Eydhafushi	22	14	21	11	30	13	30	35	28	29	25	30	18	26	29	26	36	28	32	34	35	41	21	28	28	28	26	24	14	23	11	13	406	403	50.20	49.80	
Fehendhoo					2	1	3	4		2	3	1	3	3	3	3	3		1	3	1	4	1	3	1	2					21	26	44.70	55.30			
Fulhadhoo					5	8	5	3	3	7	4	7	9	7	4	3	3	6	5	3	6	2	5	7	4	4	7	4					60	61	49.60	50.40	
Goidhoo-1	6	9	13	11	9	8	12	10	13	6	5	7	9	7	7	9	14	7	12	11	17	12	7	6	8	9	8	6					140	118	54.30	45.70	
Hithaadhoo	3	5	2	6	3	7	7	5	3	1	1		4	2	3	4	3	3	4	4	2	2	7			7	4					46	46	50.00	50.00		
Kamadhoo					14	8	14	15	13	8	8	9	7	7	11	17	15	7	9	5	6	11	10	10	14	4	5	6					126	107	54.10	45.90	
Kendhoo	5	8	6	10	9	4	2	2	5	7	2	4	5	10	5	5	5	5	9	7	3	7	5	2	4	8	7	1					72	80	47.40	52.60	
Kihaadhoo					5	6	5	6	8	7	4	7	8	5	4	4	3	12	4	5	4	4	4	1	5	3	5	2					59	62	48.80	51.20	
Kudarikilu	8	4	4	1	9	7	6	8	6	6	5	8	6	9	10	3	7	3	6	5	5	8	4	6	1	5	4	8					81	81	50.00	50.00	
Maalhos-1	8	7	9	7	15	12	19	20	13	15	21	18	17	19	18	14	13	16	14	11	19	19	15	9	17	13	17	12					215	192	52.80	47.20	
Thulhaadhoo	6	9	20	13			4	1	3	3		1	1	2		1	3	1	1	1	1	2	1	4	1							41	38	51.90	48.10		
Atoll Total	58	56	75	59	115	90	117	124	103	106	94	111	97	112	106	100	121	94	115	102	110	124	91	91	96	94	94	73	14	23	13	13	1,419	1,372	50.80	49.20	



Student Enrollment Statistics by Grade in Lhaviyani and Kaafu Atoll

2022/2023

Enrollment in Lhaviyani Atoll Islands - as of Nov 2022

Enrollment in Lhaviyani Atoll Islands - as of Nov 2022																																					
Island	Pre K				Kindergarten				Key Stage 1				Key Stage 2				Key Stage 3				Key Stage 4				Key Stage 5				Sub Total		Percentage						
	BN		N		LKG		UKG		GR1		GR2		GR3		GR4		GR5		GR6		GR7		GR8		GR9		GR10						GR11		GR12		
	M	F	M	F	M	F	M	F	M	F	M	F	M	F	M	F	M	F	M	F	M	F	M	F	M	F	M	F	M	F	M	F	M	F	M	F	M
Hinnavaru					27	26	19	10	38	30	16	20	34	31	19	23	26	17	14	24	29	19	9	20	15	27	17	16	4	6			267	269	49.81	50.19	
Kurendhoo	9	6	7	7	14	14	12	11	19	9	9	17	13	8	8	18	9	9	11	15	11	11	18	10	12	7	12	5					164	147	52.73	47.27	
Naifaru			24	21	56	50	35	52	47	60	43	46	40	47	52	40	37	49	40	39	44	47	38	37	30	30	34	33	5	9	4	10	529	570	48.13	51.87	
Olhuvelifushi					9	8	9	10	9	9	5	7	12	6	8	11	10	9	6	6	6	8	8	7	5	10	9	5			1	2	97	98	49.74	50.26	
Atoll Total	9	6	31	28	106	98	75	83	113	108	73	90	99	92	87	92	82	84	71	84	90	85	73	74	62	74	72	59	9	15	5	12	1,057	1,084	49.37	50.63	

Enrollment in Kaafu Atoll Islands - as of Nov 2022

Enrollment in Kaafu Atoll Islands - as of Nov 2022																																					
Island	Pre K				Kindergarten				Key Stage 1				Key Stage 2				Key Stage 3				Key Stage 4				Key Stage 5				Sub Total		Percentage						
	BN		N		LKG		UKG		GR1		GR2		GR3		GR4		GR5		GR6		GR7		GR8		GR9		GR10						GR11		GR12		
	M	F	M	F	M	F	M	F	M	F	M	F	M	F	M	F	M	F	M	F	M	F	M	F	M	F	M	F	M	F	M	F	M	F	M	F	M
Dhiffushi	4	10	11	11	3	10	17	18	12	12	9	10	12	8	13	10	12	11	6	7	10	8	13	14	9	9	19	14					150	152	49.70	50.30	
Gaafaru					14	17	16	21	23	26	14	13	12	16	14	18	17	17	16	14	12	5	15	14	14	10	15	5					182	176	50.80	49.20	
Gulhi					8	9	6	8	19	6	10	7	3	8	14	6	15	11	7	7	6	6	5	10	8	6	6	9					107	93	53.50	46.50	
Guraidhoo					19	12	18	9	19	18	12	14	16	17	19	12	21	19	13	21	16	7	13	14	15	10	15	9					196	162	54.70	45.30	
Himmafushi					12	16	18	17	9	9	11	9	11	14	9	14	10	8	5	10	10	11	6	8	8	3	7	11					116	130	47.20	52.80	
Huraa					23	15	10	13	21	22	11	11	13	11	16	16	9	13	10	14	14	16	15	12	4	10	6	7					152	160	48.70	51.30	
Kaashidhoo	13	12	23	10	19	22	20	22	22	23	26	17	23	14	17	20	22	21	24	12	25	14	28	23	20	11	21	18					303	239	55.90	44.10	
Maafushi	14	11	20	21	22	28	15	20	30	35	35	27	25	18	24	18	25	23	25	17	15	15	22	15	19	17	18	19					309	284	52.10	47.90	
Thulusdhoo	9	5	4	4	13	4	2	11	21	21	14	9	13	17	10	20	18	12	19	12	12	13	16	8	10	8	4	6					165	150	52.40	47.60	
Atoll Total	40	38	58	46	133	133	122	139	176	172	142	117	128	123	136	134	149	135	125	114	120	95	133	118	107	84	111	98	0	0	0	0	1,680	1,546	52.10	47.90	



Student Enrollment Statistics by Grade in Alif Alif Atoll

2022/2023

Enrollment in Alif Alif Atoll Islands - as of Nov 2022

Island	Pre K				Kindergarten				Key Stage 1						Key Stage 2						Key Stage 3				Key Stage 4				Key Stage 5				Sub Total		Percentage	
	BN		N		LKG		UKG		GR1		GR2		GR3		GR4		GR5		GR6		GR7		GR8		GR9		GR10		GR11		GR12					
	M	F	M	F	M	F	M	F	M	F	M	F	M	F	M	F	M	F	M	F	M	F	M	F	M	F	M	F	M	F	M	F	M	F	M	F
Bodufolhudhoo					19	8	4	8	12	13	3	11	6	5	8	9	6	4	9	11	12	9	7	8	10	8	9	6					105	100	51.20	48.80
Feridhoo					7	11	3	7	10	5	10	3	3	3	7	6	6	4	4	4	11	2	6	7	2	2	4						73	54	57.50	42.50
Himandhoo	9	6	7	4	7	6	13	9	9	8	13	10	13	11	7	14	7	11	4	10	21	8	10	5	17	11	2	12					139	125	52.70	47.30
Maalhos	8	3		7		7	8	7	7	7	4	7	10	1	6	3	6	7	3	5	5	5	5	7	4	6							66	72	47.80	52.20
Mathiveri				2	11	18	10	11	9	7	11	11	9	6	11	10	10	8	9	12	9	8	10	11	11	4	3	9					113	117	49.10	50.90
Rasdhoo	8	5	9	8	11	9	8	14	15	8	12	6	14	11	13	6	10	14	15	11	8	7	12	10	12	9	11	10					158	128	55.20	44.80
Thoddoo					12	18	22	19	14	24	21	13	23	15	26	11	20	21	18	16	13	15	19	13	16	13	15	14	4	2	4	5	227	199	53.30	46.70
Ukulhas					13	10	11	26	12	11	11	14	6	16	26	19	17	10	14	10	17	16	16	16	16	17	10	10	11	7	3	10	183	192	48.80	51.20
Atoll Total	25	14	16	21	80	87	79	101	88	83	85	75	84	68	104	78	82	79	76	79	96	70	85	77	88	70	54	61	15	9	7	15	1,064	987	51.90	48.10



Student Enrollment Statistics by Grade in Alif Dhaalu Atoll

2022/2023

Enrollment in Alif Dhaalu Atoll Islands - as of Nov 2022

Island	Pre K		Kindergarten				Key Stage 1				Key Stage 2				Key Stage 3				Key Stage 4				Key Stage 5				Sub Total		Percentage								
	BN		N		LKG		UKG		GR1		GR2		GR3		GR4		GR5		GR6		GR7		GR8		GR9						GR10		GR11		GR12		
	M	F	M	F	M	F	M	F	M	F	M	F	M	F	M	F	M	F	M	F	M	F	M	F	M	F	M	F	M	F	M	F	M	F			
Dhangethi	2	3	10	7	6	7	11	12	11	10	9	14	16	7	9	9	6	9	11	5	4	8	10	7	5	4	8	4					118	106	52.70	47.30	
Dhiddhoo									2		2	1			1	1	3		1			2												9	4	69.20	30.80
Dhigurah					3	2	4	5	4	7	6	3	6	4	3	7	4	5	6	7	2	7	3		7	3	4	1					52	51	50.50	49.50	
Fenfushi			1	1	9	7	8	6	13	19	12	6	14	6	9	14	15	14	10	4	10	16	11	7	7	5	4	6					123	111	52.60	47.40	
Hagnaameedhoo					6	6	6	3	8	6	4	4	5	4	9	7	9	2	4	6	5	6	4	3	3	7	2	5					65	59	52.40	47.60	
Kunburudhoo			7	2	2	5	9	7	6	5	4	7	2	3	3	4	8	3	10	6	9	6	6	8	5	7	3	2					74	65	53.20	46.80	
Maamingili	20	15	20	17	22	18	49	22	35	41	29	25	18	18	30	27	23	21	26	25	25	17	34	18	21	17	18	17					370	298	55.40	44.60	
Mahibadhoo	17	15	18	26	27	27	20	32	36	27	21	31	19	24	36	12	25	25	29	27	28	20	24	20	27	19	16	17	1	11			344	333	50.80	49.20	
Mandhoo							5	7	3	2	4	4	4	1	2	7	2	2	1		5	2	1	1	1	2	2	6					30	34	46.90	53.10	
Omadhoo	7	7	14	8	14	12	4	9	14	14	13	18	15	10	8	15	16	9	12	13	3	7	12	9	4	10	7	6					143	147	49.30	50.70	
Atoll Total	46	40	70	61	89	84	116	103	132	131	104	113	99	77	110	103	111	90	110	93	91	91	105	73	80	74	64	64	1	11	0	0	1,328	1,208	52.40	47.60	



Student Enrollment Statistics by Grade in Vaavu and Meemu Atoll

2022/2023

Enrollment in Vaavu Atoll Islands - as of Nov 2022

Island	Pre K				Kindergarten				Key Stage 1				Key Stage 2				Key Stage 3				Key Stage 4				Key Stage 5				Sub Total		Percentage					
	BN		N		LKG		UKG		GR1		GR2		GR3		GR4		GR5		GR6		GR7		GR8		GR9		GR10						GR11		GR12	
	M	F	M	F	M	F	M	F	M	F	M	F	M	F	M	F	M	F	M	F	M	F	M	F	M	F	M	F	M	F	M	F	M	F	M	F
Felidhoo					7	4	9	7	7	6	6	5	9	3	8	3	5	9	6	6	6	6	7	5	4	2	3	2					77	58	57.00	43.00
Fulidhoo	3	2		1	3	2	1	4	2	3	7		3	1	5	4	2	6	2	1	3	1	2	3	1	1	2	3					36	32	52.90	47.10
Keyodhoo					6	3	9	12	6	13	6	11	13	7	5	6	9	9	3	12	6	3	14	11	9	8	7	5	5	6	3	3	101	109	48.10	51.90
Thinadhoo-1					1								2																				1	2	33.30	66.70
Atoll Total	3	2		1	17	9	19	23	15	22	19	18	25	11	18	13	16	24	11	19	15	10	23	19	14	11	12	10	5	6	3	3	215	201	51.70	48.30

Enrollment in Meemu Atoll Islands - as of Nov 2022

Island	Pre K				Kindergarten				Key Stage 1				Key Stage 2				Key Stage 3				Key Stage 4				Key Stage 5				Sub Total		Percentage					
	BN		N		LKG		UKG		GR1		GR2		GR3		GR4		GR5		GR6		GR7		GR8		GR9		GR10						GR11		GR12	
	M	F	M	F	M	F	M	F	M	F	M	F	M	F	M	F	M	F	M	F	M	F	M	F	M	F	M	F	M	F	M	F				
Dhiggaru	5	5	14	12	12	8	6	8	22	7	9	11	12	16	4	12	9	14	8	16	15	13	15	13	9	6	8	13	1	6	8	3	157	163	49.10	50.90
Kolhufushi	3	7	7	5	5	7	7	4	13	12	6	9	13	9	6	5	6	8	9	8	5	6	12	10	8	11	9	6					109	107	50.50	49.50
Maduvvari					2	4	2		1	2	4	1	2	3	1	3	2	1	5	1	3	3	5	1	1	1	3	1					31	21	59.60	40.40
Mulaku	8	7	10	11	20	21	14	9	13	14	12	13	13	10	13	11	19	13	12	17	9	18	14	11	13	14	11	20					181	189	48.90	51.10
Muli	5	9	1	7	9	6	5	2	12	10	8	10	8	11	10	13	8	6	11	5	9	7	13	10	11	16	10	13	6	7	3	5	129	137	48.50	51.50
Naalaafushi						2	8	5	5	5	5	3	2	5	8	1	3	2	6	4	1	6											38	33	53.50	46.50
Raiymandhoo					5		1		1		2	1					1		2														10	3	76.90	23.10
Veyvashu					1		4	1	4	2	2	1	3	3	7	1	3		4	2	5	5											33	15	68.80	31.30
Atoll Total	21	28	32	35	54	48	47	29	70	53	46	50	54	57	49	46	51	44	57	53	47	58	59	45	42	48	41	53	7	13	11	8	688	668	50.70	49.30



Student Enrollment Statistics by Grade in Faafu and Dhaalu Atoll

2022/2023

Enrollment in Faafu Atoll Islands - as of Nov 2022																																					
Island	Pre K				Kindergarten				Key Stage 1						Key Stage 2						Key Stage 3				Key Stage 4				Key Stage 5				Sub Total		Percentage		
	BN		N		LKG		UKG		GR1		GR2		GR3		GR4		GR5		GR6		GR7		GR8		GR9		GR10		GR11		GR12						
	M	F	M	F	M	F	M	F	M	F	M	F	M	F	M	F	M	F	M	F	M	F	M	F	M	F	M	F	M	F	M	F	M	F	M	F	M
Bilehdhoo	11	9	16	11	15	12	9	12	17	17	12	10	16	5	11	13	12	12	12	13	11	7	12	10	6	7	10	9	1	5			171	152	52.90	47.10	
Dharanboodhoo					5	3	5	7	6	5	9	9	10	5	5	8	6	4	4	4	6	5	9	3	7	6	8	3					80	62	56.30	43.70	
Feeali					13	13	17	12	11	16	16	11	14	11	14	18	11	10	8	11	13	12	4	16	11	9	17	12					149	151	49.70	50.30	
Magoodhoo-1	6	4	6	7	14	7	15	10	9	10	11	9	8	11	8	10	9	3	13	8	6	11	8	6	7	4	8	3					128	103	55.40	44.60	
Nilandhoo-1					23	27	17	16	36	27	25	16	23	24	25	13	26	22	14	16	24	15	23	16	19	20	19	22	11	7	6	9	291	250	53.80	46.20	
Atoll Total	17	13	22	18	70	62	63	57	79	75	73	55	71	56	63	62	64	51	51	52	60	50	56	51	50	46	62	49	12	12	6	9	819	718	53.30	46.70	

Enrollment in Dhaalu Atoll Islands - as of Nov 2022																																					
Island	Pre K				Kindergarten				Key Stage 1						Key Stage 2						Key Stage 3				Key Stage 4				Key Stage 5				Sub Total		Percentage		
	BN		N		LKG		UKG		GR1		GR2		GR3		GR4		GR5		GR6		GR7		GR8		GR9		GR10		GR11		GR12						
	M	F	M	F	M	F	M	F	M	F	M	F	M	F	M	F	M	F	M	F	M	F	M	F	M	F	M	F	M	F	M	F	M	F	M	F	M
Bandidhoo	5	2	6	2	6	2	7	5	14	9	4	9	4	8	6	12	7	9	7	7	11	6	4	6	11	6	6	6					98	89	52.40	47.60	
Hulhudheli	3	8	2	4	16	5	9	11	9	8	8	10	9	6	7	9	8	9	7	9	11	8	9	6	7	6	8	5					113	104	52.10	47.90	
Kudahuvadhoo					30	38	25	27	44	39	29	34	26	29	45	33	37	40	27	37	39	35	26	29	27	32	28	30	3	19	3	7	389	429	47.60	52.40	
Maenboodhoo					8	4	10	4	10	6	8	6	3	4	4	7	3	3	5	7	10	12	5	8	6	8	3	7					75	76	49.70	50.30	
Meedhoo-1	5	8	7	7	17	11	13	8	9	7	8	4	7	7	19	7	11	10	10	9	5	12	13	5	6	4	7	13	1	3			138	115	54.50	45.50	
Rinbudhoo					4	3	3	4		4	1	8	1	5	3	3	2	3	4	1	6	4	3	3	4	3	3	3					34	44	43.60	56.40	
Atoll Total	13	18	15	13	81	63	67	59	86	73	58	71	50	59	84	71	68	74	60	70	82	77	82	57	61	59	55	64	4	22	3	7	847	857	49.10	49.70	



Student Enrollment Statistics by Grade in Thaa Atoll

2022/2023

Enrollment in Thaa Atoll Islands - as of Nov 2022

Island	Pre K		Kindergarten				Key Stage 1				Key Stage 2				Key Stage 3				Key Stage 4				Key Stage 5				Sub Total		Percentage								
	BN		N		LKG		UKG		GR1		GR2		GR3		GR4		GR5		GR6		GR7		GR8		GR9						GR10		GR11		GR12		
	M	F	M	F	M	F	M	F	M	F	M	F	M	F	M	F	M	F	M	F	M	F	M	F	M	F	M	F	M	F	M	F	M	F			
Burunee	4	1	5	5	5	8	2	5	2	7	7	5	5	3	7	7	5	5	6	7	1	4	1	3	4	5	3	1					57	66	46.30	53.70	
Dhiyamigili	6	10	5	7	11	11	9	7	9	5	4	6	9	11	8	11	9	6	9	10	8	7	7	8	9	8	3	7					106	114	48.20	51.80	
Gaadhiffushi	2	3	3	2	3	6	5	7	3	2	3	5	1	2	3	3	1	2	3	4	3	1	3	4	2	2	2	1					37	44	45.70	54.30	
Guraidhoo-1	15	9	14	13	22	11	10	18	14	19	19	13	17	11	12	16	14	16	13	15	11	8	11	13	23	14	12	11	1	6	1	3	209	196	51.60	48.40	
Hirilandhoo	9	8	10	7	10	6	7	8	18	7	8	10	13	12	10	8	8	5	14	5	12	11	14	5	15	16	10	8					158	116	57.70	42.30	
Kandoodhoo					5	3	5	8	5	6	3	2	9	4	8	4	4	5	10	8	7	3	6	5	3	1	5	1					70	50	58.30	41.70	
Kinbidhoo			5	4	9	6	9	9	14	13	10	12	6	5	10	3	13	5	14	12	5	10	12	11	7	10	11	6					125	106	54.10	45.90	
Madifushi	2	6	13	8	6	17	7	11	10	15	14	8	6	10	10	10	5	9	12	13	9	10	2	6	9	11	7	6					112	140	44.40	55.60	
Omadhoo-1					5	9	3	5	3	3	3	2	7	3	1	3	11	4	4	2	4	6	5	3	2	7	7	5					55	52	51.40	48.60	
Thimarafushi	14	5	12	10	10	7	11	16	16	12	8	16	10	13	11	8	10	15	16	12	11	13	7	12	12	9	9	7					157	155	50.30	49.70	
Vandhoo					4	2	3	1	4	1	4	3	1	1	2	7	6	2	5	4	2	3	6	4	1	1	4	1					42	30	58.30	41.70	
Veymandoo			21	16	47	33	48	48	14	14	17	15	17	11	14	13	16	17	16	12	16	17	17	15	14	14	8	16	5					270	241	52.80	47.20
Vilufushi	4	6	11	11	12	14	17	9	15	14	5	11	8	16	13	8	15	10	15	13	18	10	4	13	10	14	8	10	6	8	2	2	163	169	49.10	50.90	
Atoll Total	56	48	99	83	149	133	136	152	127	118	105	108	109	102	109	101	117	101	137	117	107	103	95	102	111	112	89	80	12	14	3	5	1,561	1,479	51.30	48.70	



Student Enrollment Statistics by Grade in Laamu Atoll

2022/2023

Enrollment in Laamu Atoll Islands - as of Nov 2022																																				
Island	Pre K				Kindergarten				Key Stage 1						Key Stage 2						Key Stage 3				Key Stage 4				Key Stage 5				Sub Total		Percentage	
	BN		N		LKG		UKG		GR1		GR2		GR3		GR4		GR5		GR6		GR7		GR8		GR9		GR10		GR11		GR12					
	M	F	M	F	M	F	M	F	M	F	M	F	M	F	M	F	M	F	M	F	M	F	M	F	M	F	M	F	M	F	M	F	M	F	M	F
Dhanbidhoo	4	9	7	7	10	7	5	5	8	16	7	8	10	5	6	5	7	3	7	6	4	2	5	7	10	4	5	6					95	90	51.40	48.60
Fonadhoo	23	19	27	30	27	21	32	32	25	38	44	30	29	29	33	29	33	26	33	26	30	25	30	26	36	33	28	26	10	10			440	400	52.40	47.60
Gan	33	49	31	32	50	49	42	51	62	49	45	40	46	40	41	50	56	41	42	42	42	42	47	55	48	46	25	39	13	18	7	8	630	651	49.20	50.80
Hithadhoo-1					9	7	12	14	10	11	17	16	14	6	11	12	6	13	11	6	8	10	9	12	14	14	12	10					133	131	50.40	49.60
Isdhoo	6	10	9	12	11	13	10	10	13	10	6	10	11	10	10	7	8	5	17	10	7	6	11	8	14	5	5	9	7	4			145	129	52.90	47.10
Kalaidhoo	5	3	6	3	11	2	7	8	7	9	3	3	12	8	9	6	5	5	5	5	11	10	5	6	10	3	8	8					104	79	56.80	43.20
Kunahandhoo	4	4			4	5	7	4	5	4	10	10	11	8	7	3	8	8	5	5	5	4	8	4	6	8	10	5					90	72	55.60	44.40
Maabaidhoo	4	8	7	5	7	3	7	8	7	3	5	6	7	7	7	4	9	6	4	4	9	5	9	3	4	12	5	8					91	82	52.60	47.40
Maamendhoo-1	2	9	8	11	4	4	7	6	12	12	9	4	5	8	10	8	7	5	7	11	8	6	9	11	8	5	6	3					102	103	49.80	50.20
Maavah	3	7	6	13	12	10	21	15	25	12	14	11	17	12	14	17	15	17	17	7	14	13	16	18	21	6	23	12					218	170	56.20	43.80
Mundoo					3	4	3	1	1	1		1		3	2	1	1	1	1	1			2	1	2	1	3						18	15	54.50	45.50
Atoll Total	84	118	101	113	148	125	153	154	175	165	160	139	162	136	150	142	155	130	149	123	138	123	151	151	173	137	130	126	30	32	7	8	2,066	1,922	51.80	48.20



Student Enrollment Statistics by Grade in Gaafu Alif Atoll

2022/2023

Enrollment in Gaafu Alif Atoll Islands - as of Nov 2022																																				
Island	Pre K				Kindergarten				Key Stage 1						Key Stage 2						Key Stage 3				Key Stage 4				Key Stage 5				Sub Total		Percentage	
	BN		N		LKG		UKG		GR1		GR2		GR3		GR4		GR5		GR6		GR7		GR8		GR9		GR10		GR11		GR12		M	F	M	F
	M	F	M	F	M	F	M	F	M	F	M	F	M	F	M	F	M	F	M	F	M	F	M	F	M	F	M	F	M	F	M	F	M	F		
Dhaandhoo					10	9	13	11	8	6	6	11	9	7	8	9	9	11	12	6	13	8	7	8	18	6	10	9	19	11	3	7	145	119	54.90	45.10
Dheevadhoo	3		1	5	3	4	3	3	8	4	5	3	6		4	4	4	4	4	7	3	4	4	7	4	3	6	4					58	52	52.70	47.30
Gemanafushi	6	3	17	5	13	17	17	10	14	24	16	13	14	12	22	18	22	12	15	15	12	10	21	18	12	11	13	14					214	182	54.00	46.00
Kanduhulhudhoo					5	5	11	10	5	2	6	7	4	6	7	8	6	6	9	6	1	7	4	3	3	6	6	4					67	70	48.90	51.10
Kolamafushi					4	12	5	3	6	12	5	5	9	4	8	5	3	8	7	5	4	3	8	4	6	4	9	8					74	73	50.30	49.70
Kondey	2	4	10	4	2	2	9	4	6	2	1	2	6	2	2	2	5	3	1	1	2	1	3	1	3							46	36	56.10	43.90	
Maamendhoo					9	12	14	12	14	15	10	15	10	3	11	10	13	12	10	11	15	6	15	17	15	7	15	10					151	130	53.70	46.30
Nilandhoo					4	3	8	5	5	7	6	4	5	1	5	4	2	4	5	5	2	6	4	6	5	3	8	4					59	52	53.20	46.80
Vilingili	10	4	14	16	35	29	28	32	32	29	36	24	32	31	27	35	25	23	29	26	26	21	26	23	28	34	18	21	8	15	5	5	379	368	50.70	49.30
Atoll Total	21	11	42	30	85	93	108	90	98	101	91	84	95	66	94	95	86	85	94	82	77	67	90	89	92	77	85	74	27	26	8	12	1,193	1,082	52.40	47.60



Student Enrollment Statistics by Grade in Gaafu Dhaalu and Gnaviyani Atoll

2022/2023

Enrollment in Gaafu Dhaalu Atoll Islands - as of Nov 2022

Enrollment in Gaafu Dhaalu Atoll Islands - as of Nov 2022																																					
Island	Pre K				Kindergarten				Key Stage 1				Key Stage 2				Key Stage 3				Key Stage 4				Key Stage 5				Sub Total		Percentage						
	BN		N		LKG		UKG		GR1		GR2		GR3		GR4		GR5		GR6		GR7		GR8		GR9		GR10						GR11		GR12		
	M	F	M	F	M	F	M	F	M	F	M	F	M	F	M	F	M	F	M	F	M	F	M	F	M	F	M	F	M	F	M	F	M	F	M	F	M
Fares Mathoda					13	6	8	9	10	14	10	10	11	7	13	7	13	13	4	5	7	5	12	6	7	10	10	7					118	99	54.40	45.60	
Fiyoari					6	6	5	7	10	9	4	5	7	5	12	5	4	5	13	8	3	8	8	6	9	3	6	2					87	69	55.80	44.20	
Gadhdhoo					12	17	8	13	21	18	15	14	12	14	18	9	18	10	13	11	10	13	16	14	14	8	10	12					167	153	52.20	47.80	
Hodedhdhoo					11	7	6	8	12	13	10	8	10	8	8	6	20	12	12	4	12	9	13	16	11	7	8	6					133	104	56.10	43.90	
Madaveli					12	10	18	21	16	10	14	10	12	13	9	14	16	9	12	20	24	17	7	15	15	12	16	7	1	3			172	161	51.70	48.30	
Nadella					6	4	5	9	16	4	6	10	6	6	5	1	11	6	7	9	3	6	12	3	5	12	6	8					88	78	53.00	47.00	
Rathafandhoo					7	2	5	5	5	3	6	2	6	3	4	5	2	4	3	2	7	3	5	3	3	4	3	1					56	37	60.20	39.80	
Thinadhoo	16	26	32	45	58	53	58	60	63	84	64	54	63	40	71	52	80	58	54	57	53	48	54	57	50	52	46	47	18	20	22	29	802	782	50.60	49.40	
Vaadhoo					5	7	4	8	8	5	8	3	5	7	6	2	4	3	4	5	2	4	6	6	7	2	9	5					68	57	54.40	45.60	
Atoll Total	16	26	32	45	130	112	117	140	161	160	137	116	132	103	146	101	168	120	122	121	121	113	133	126	121	110	114	95	19	23	22	29	1,691	1,540	52.30	47.70	

Enrollment in Gnaviyani Atoll Islands - as of Nov 2022

Enrollment in Gnaviyani Atoll Islands - as of Nov 2022																																					
Island	Pre K				Kindergarten				Key Stage 1				Key Stage 2				Key Stage 3				Key Stage 4				Key Stage 5				Sub Total		Percentage						
	BN		N		LKG		UKG		GR1		GR2		GR3		GR4		GR5		GR6		GR7		GR8		GR9		GR10						GR11		GR12		
	M	F	M	F	M	F	M	F	M	F	M	F	M	F	M	F	M	F	M	F	M	F	M	F	M	F	M	F	M	F	M	F	M	F	M	F	M
Fuvammulah	40	46	65	56	53	73	93	86	86	97	84	70	95	86	101	104	104	82	103	80	126	110	107	107	86	96	71	85	37	54	18	24	1,269	1,256	50.26	49.74	
Atoll Total	40	46	65	56	53	73	93	86	86	97	84	70	95	86	101	104	104	82	103	80	126	110	107	107	86	96	71	85	37	54	18	24	1,269	1,256	50.26	49.74	



Student Enrollment Statistics by Grade in Seenu Atoll and Greater Male' Region

2022/2023

Enrollment in Seenu Atoll Islands - as of Nov 2022																																				
Island	Pre K				Kindergarten				Key Stage 1						Key Stage 2						Key Stage 3				Key Stage 4				Key Stage 5				Sub Total		Percentage	
	BN		N		LKG		UKG		GR1		GR2		GR3		GR4		GR5		GR6		GR7		GR8		GR9		GR10		GR11		GR12					
	M	F	M	F	M	F	M	F	M	F	M	F	M	F	M	F	M	F	M	F	M	F	M	F	M	F	M	F	M	F	M	F	M	F	M	F
Feydhoo-1					16	20	12	16	33	30	22	30	32	26	38	23	30	19	35	30	19	23	19	21	22	22	19	19					297	279	51.60	48.40
Hithadhoo	50	36	92	84	142	117	109	119	153	143	124	144	132	128	141	127	122	113	142	99	138	128	133	143	115	121	100	100	74	98	66	93	1833	1793	50.60	49.40
Hulhumeedhoo					13	10	13	9	25	31	25	17	23	21	26	24	25	21	26	25	23	25	28	29	29	17	35	18					291	247	54.10	45.90
Maradhoo					19	14	31	29	32	35	36	27	28	26	28	29	24	25	35	32	26	32	31	36	29	27	29	33					348	345	50.20	49.80
Meedhoo-2	13	12	17	13	12	17	7	3																									49	45	52.10	47.90
Atoll Total	63	48	109	97	202	178	172	176	243	239	207	218	215	201	233	203	201	178	238	186	206	208	211	229	195	187	183	170	74	98	66	93	2,818	2,709	51.00	49.00

Enrollment in Greater Male' Region - as of Nov 2022																																				
Island	Pre K				Kindergarten				Key Stage 1						Key Stage 2						Key Stage 3				Key Stage 4				Key Stage 5				Sub Total		Percentage	
	BN		N		LKG		UKG		GR1		GR2		GR3		GR4		GR5		GR6		GR7		GR8		GR9		GR10		GR11		GR12					
	M	F	M	F	M	F	M	F	M	F	M	F	M	F	M	F	M	F	M	F	M	F	M	F	M	F	M	F	M	F	M	F	M	F		
Hulhumalé	155	153	209	188	372	325	405	419	557	563	440	374	399	368	439	446	453	395	397	373	404	365	374	338	317	300	257	259					5,178	4,866	51.60	48.40
Malé	539	524	788	717	856	747	891	843	976	967	901	899	893	866	988	871	1,026	912	975	912	929	977	1,025	946	995	975	845	835	588	707	492	584	13,707	13,282	50.80	49.20
Vilimalé	22	16	43	34	40	42	36	36	52	46	32	36	35	39	31	31	34	42	31	22	29	36	27	25	27	29	17	16					456	450	50.30	49.70
Atoll Total	716	693	1,040	939	1,268	1,114	1,332	1,298	1,585	1,576	1,373	1,309	1,327	1,273	1,458	1,348	1,513	1,349	1,403	1,307	1,362	1,378	1,426	1,309	1,339	1,304	1,119	1,110	588	707	492	584	19,341	18,598	51.00	49.00



Schools, Student Enrollment, and Teacher Distribution by Locality

2022/2023

Schools, Student Enrollment, and Teacher Distribution by Locality - as of Nov 2022

Locality	Schools			Students			Teachers				
	Enrol. Less than 500	Enrol. Greater than or equal to 500	Total	Male	Female	Total	Local		Expat		Total
							Male	Female	Male	Female	
Greater Male' Region	13	27	40	19,545	18,750	38,295	275	2,416	191	181	3,063
Haa Alifu	18	2	20	2,048	1,942	3,990	61	339	73	59	532
Haa Dhaalu	19	4	23	3,306	3,123	6,429	110	474	80	55	719
Shaviyani	18	2	20	1,977	1,878	3,855	149	273	76	35	533
Noonu	24		24	1,775	1,739	3,514	83	351	60	39	533
Raa	22	1	23	2,444	2,298	4,742	147	356	75	57	635
Baa	21	1	22	1,419	1,372	2,791	72	287	71	47	477
Lhaviyani	4	2	6	1,057	1,084	2,141	36	152	24	19	231
Kaafu	12	1	13	1,680	1,546	3,226	48	228	54	31	361
Alifu Alifu	12		12	1,064	987	2,051	56	162	35	29	282
Alifu Dhaalu	14	2	16	1,328	1,208	2,536	38	212	55	19	324
Vaavu	5		5	215	201	416	11	60	13	12	96
Meemu	12		12	688	668	1,356	32	126	33	34	225
Faafu	6	1	7	819	718	1,537	57	103	15	9	184
Dhaalu	8	1	9	847	857	1,704	49	161	27	23	260
Thaa	23		23	1,561	1,479	3,040	83	273	55	34	445
Laamu	22	2	24	2,066	1,922	3,988	69	340	69	52	530
Gaafu Alifu	12	1	13	1,193	1,082	2,275	40	209	45	41	335
Gaafu Dhaalu	14		14	1,691	1,540	3,231	35	262	67	44	408
Gnaviyani	6	2	8	1,269	1,256	2,525	18	231	25	14	288
Seenu	8	4	12	2,818	2,709	5,527	64	428	80	41	613
Atolls Total	280	26	306	31,265	29,609	60,874	1,258	5,027	1,032	694	8,011
Nationwide	293	53	346	50,810	48,359	99,169	1,533	7,443	1,223	875	11,074



Teaching for Sustainable Development

-  MoEduMv
-  www.moe.gov.mv
-  @moedu_mv
-  Ministry of Education - Republic of Maldives



Ministry of Education
Republic of Maldives